

Air Checker: Electronic Pressure Switch

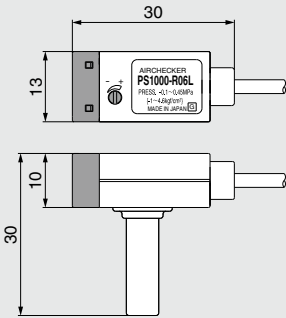

Series PS1000/1100/1200

(For Positive Pressure) (For Vacuum, Residual Pressure) (For Vacuum)

Applicable fluid:
Air, Non-corrosive gas, Non-flammable gas



Compact/lightweight electronic pressure switch



Addition of vacuum range (-100 to 0 kPa)
Easy adjustment of pressure setting trimmer

220°

Positive pressure adjustment range

0 MPa

Vacuum adjustment range

-100 kPa 0 kPa

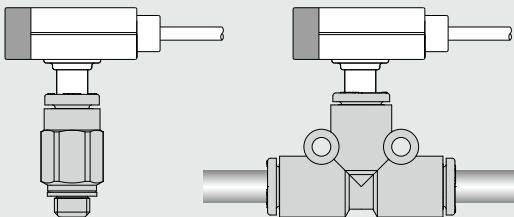
-0.1 MPa 0.45 MPa/0.4 MPa

PS1200 (For vacuum)

PS1000/1100

Easy mounting

Plug-in reducer port for One-touch fittings



High visibility

A large LED display for an easily visible switch

2-wire type

Applicable to either NPN or PNP output

Air Checker: Electronic Pressure Switch



Series PS1000/1100/1200

How to Order

PS 10 00 - R06 L - Q

Output specifications

10	For positive pressure
11	For vacuum and residual pressure
12	For vacuum

Piping specifications

R06	ø6 reducer
R07	1/4" reducer


Option (CE-compliant*)

Nil	None
Q	CE-compliant

* The PS1200 series is CE-compliant (with Q) only.

Lead wire length

L	3 m
---	-----



ZSE30
ISE30
ZSE40
ISE40
ZSE10
ISE10
ISE70
ZSE80
ISE80
ZSE
ISE
ZSP
PS
ISA2
PSE
IS
ISG
ZSM1

Refer to pages 763 and 764 for Pressure Switch Precautions, and the Operation Manual on our website for Specific Product Precautions.

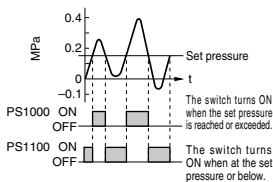
Specifications

Model	PS1000	PS1100	PS1200
Switch output	Present pres. ≥ Setting pres.: ON		Present pres. ≤ Setting pres.: ON
Max. operating pressure	1 MPa		500 kPa
Set pressure range	-0.1 to 0.45 MPa	-0.1 to 0.4 MPa	
Fluid	Air/Non-corrosive gas/Non-flammable gas		
Indicator light	ON: When red LED turns on		
Temperature characteristics	±3% F.S.		
Repeatability	±1% F.S.		
Hysteresis	4% F.S. or less		10% F.S. or less
Load voltage	12 to 24 VDC ±10%, Ripple (p-p) 10% or less		
Load current	5 to 40 mA		
Leakage current	1 mA or less		
Internal voltage drop	5 V or less		
Operating temperature range	0 to 60°C (No condensation)		
Insulation resistance	2 MΩ or more (500 VDC measured via megohmmeter) between terminals and housing		
Withstand voltage	1000 VAC (in 50/60 Hz) for 1 minute between terminals and housing		
Weight	5 g (Excluding lead wire)		
Port size	R06: ø6 reducer, R07: 1/4" reducer		
Enclosure	IP40		
Lead wire	Grommet oilproof heavy-duty vinyl cable 2 cores, ø2.55, 3 m, Conductor area: 0.18 mm ² , Insulator O.D.: 0.96 mm		
Wetted parts material	Pressured sensor part: Silicon, Body part: PBT, O-ring: HNBR		
Standards	CE (Option), RoHS		

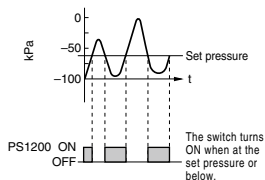
Series PS1000/1100/1200

Switch Specifications

PS1000, PS1100

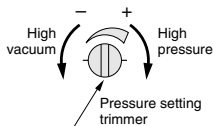


PS1200



Setting of Pressure Switch

- Use the pressure setting trimmer to set ON pressure.
- Rotate clockwise to increase the set pressure. For setting vacuum, rotate counterclockwise.
- To set, use a flat head screwdriver suited for the groove of the trimmer, and rotate it lightly with finger tip.



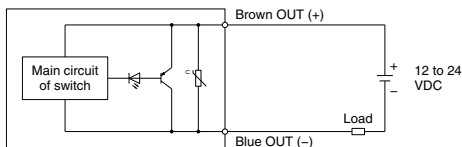
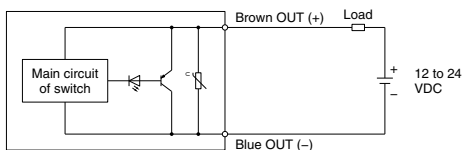
Trimmer

Rotation angle of the trimmer is 220°.

There is a stop provided to prevent the trimmer from rotating beyond its limits. Rotation beyond the limit can damage the trimmer. Adjust the trimmer gently within the rotation angle.

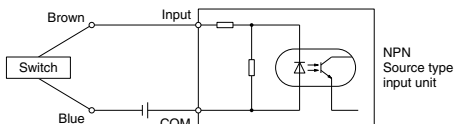


Internal Circuits and Wiring Examples

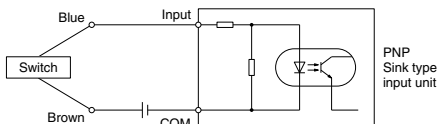


Example of connection with a PLC (Sequence controller)

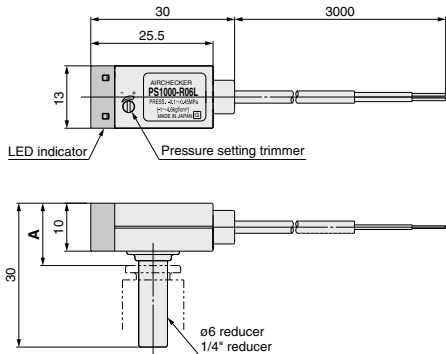
For source type input unit



For sink type input unit



Dimensions



Dimensions

Applicable One-touch fittings	A
KQ2H/L/T/S/Y06-M5	16
KQ2H/L07-M5	16
Other Series KQ2/KS	13
Series KJ	16