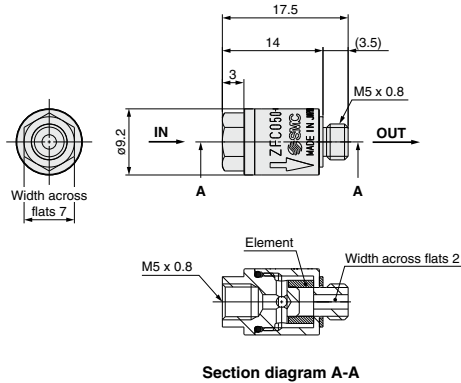


Related Products

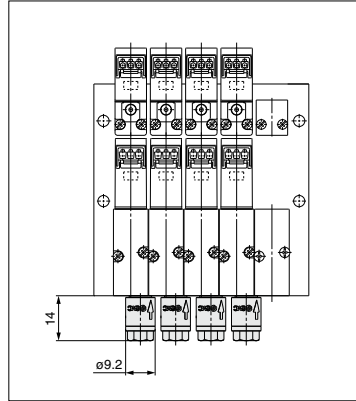


Suction Filter

ZFC050-M5X50



Example of mounting to the manifold base (A port) of the vacuum/release unit VQD1000-V series



Specifications

Filtration degree	20 Mm (Nominal)
Fluid	Air
Operating pressure range	-100 to 700 kPa
Ambient temperature	0 to 60°C (No freezing)

Replacement element part no. ... ZFC-EL050-X50

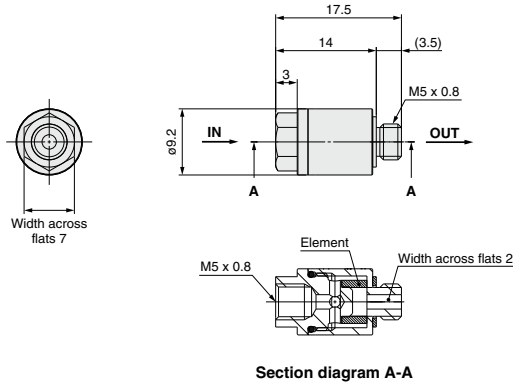
⚠ Caution

1. To screw in OUT side port (M5 male thread), tighten by hand before giving it an additional 1/4 turn with a tightening tool.
2. When replacing the element, remove the IN side body using the hexagon surface on the IN side, then replace the element. After replacing the element, tighten the IN side body with the tightening torque 0.5 to 0.7 N·m.
3. As a rule, replace the element when the pressure drops by 20 kPa.

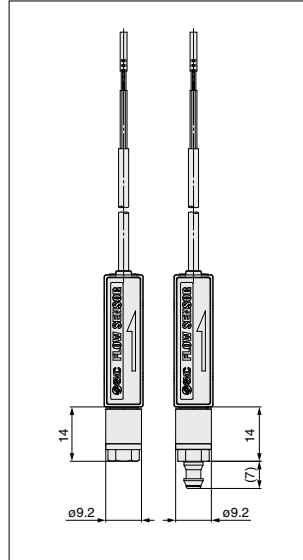


Suction Filter

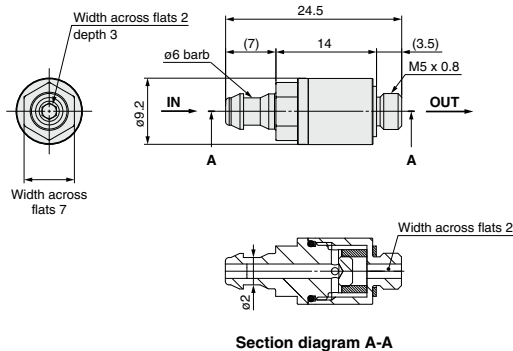
ZFC050-M5X68



Example of mounting to the flow sensor PFMV series (For suction verification)



ZFC050-AU6X68



Specifications

Filtration degree	3 μm (Nominal)
Fluid	Air
Operating pressure range	-100 to 600 kPa
Ambient temperature	0 to 60°C (No freezing)

Replacement element part no....ZFC-EL013-A

⚠ Caution

- To screw in OUT side port (M5 male thread), tighten by hand before giving it an additional 1/4 turn with a tightening tool.
- When replacing the element, remove the IN side body using the hexagon surface on the IN side, then replace the element. After replacing the element, tighten the IN side body with the tightening torque 0.5 to 0.7 N·m.
- As a rule, replace the element when the pressure drops by 20 kPa.
- The response time of the single flow sensor is 5 msec. However, take great care since the response may be delayed depending on the element clogged conditions.