

Flame Resistant (Equivalent to UL-94 Standard V-0) FR One-touch Fittings Manifold Series **KRM**



Compact piping possible.
Manifold piping possible.
Many varieties (8 types) are available.
One-touch fittings give the most efficient operation.
Cover (Option)



Model

Model	Porting		No. of Port A	Port A size	Port B size
	Port A	Port B			
KRM11	One-touch fitting	One-touch fitting	6, 10	ø6 tube	ø10 tube
				ø8 tube	ø12 tube
KRM12	One-touch fitting	Rc female thread	6, 10	ø6 tube	Rc 1/4
				ø8 tube	Rc 3/8

Applicable Tubing

Tubing material	FR double layer, FR soft nylon
Tubing O.D.	ø6, ø8, ø10, ø12

Specifications

Model	KRM11	KRM12
Fluid	Air/Water ⁽¹⁾	
Maximum operating pressure	1 MPa	
Proof pressure	3 MPa	
Ambient and fluid temperature	-5 to 60°C (Water: 0 to 60°C) (No freezing)	
Thread	—	JIS B 0203 (Taper threads for piping)
Accessory	None	Hexagon socket head blank plug with sealant: 1 pc.

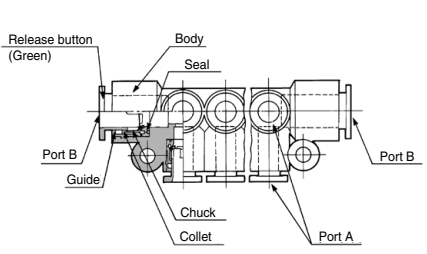
Note 1) The surge pressure must be under the maximum operating pressure.

Principal Parts Material

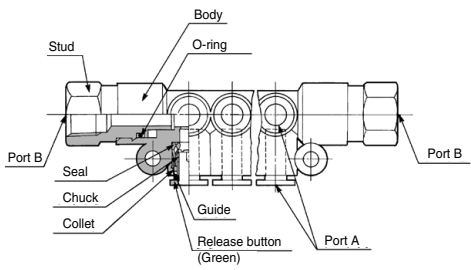
Model	KRM11	KRM12
Body	Flame resistant PBT (UL-94 standard V-0)	
Stud	—	C3604
Chuck	Stainless steel 304	
Guide	Stainless steel 304	
Collet	POM	
Seal	NBR	
Release button	Flame resistant PBT (UL-94 standard V-0)	
Cover	Flame resistant CR (UL-94 standard V-0)	

Construction

KRM11



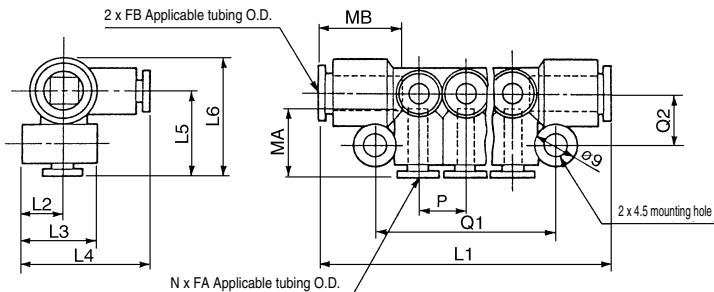
KRM12



- KQ2
- KQB2
- KS
- KX
- KM
- KF
- M
- H/DL
- L/LL
- KC
- KK
- KK130
- DM
- KDM
- KB
- KR
- KA
- KQG2
- KG
- KFG2
- MS
- KKA
- KP
- LQ
- MQR
- T

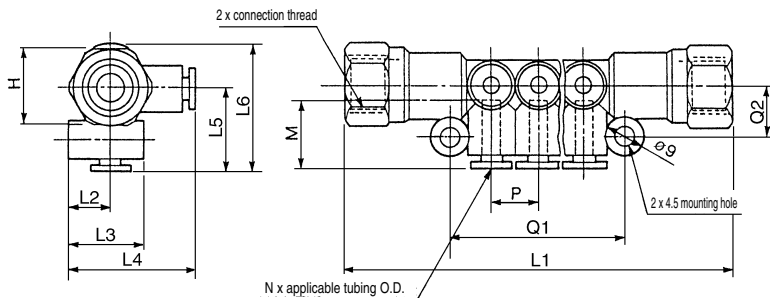
Series KRM

Dimensions: KRM11



Applicable tubing O.D. (mm)		Model	N	L1	L2	L3	L4	L5	L6	P	Q1	Q2	MA	MB	Port B Min. bore	Weight (g)
FA	FB															
6	10	KRM11-06-10-6	6	76	10	19.5	31.5	21.5	31	13	47	13.5	17	21	7.5	29
		KRM11-06-10-10	10	102							73					39
8	12	KRM11-08-12-6	6	85	11.5	22.5	35.5	24	34.5	15.5	55	14.7	18.5	22	9	41
		KRM11-08-12-10	10	116							86					57

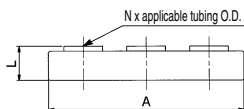
Dimensions: KRM12



Applicable tubing O.D. (mm)	Connection thread Rc	Model	N	H (width across flats)	L1	L2	L3	L4	L5	L6	P	Q1	Q2	M	Port B Min. bore	Weight (g)
6	1/4															
		KRM12-06-02-10	10	125	73	91										
8	3/8	KRM12-08-03-6	6	19	108	11.5	22.5	35.5	24	34.5	15.5	55	14.7	18.5	9	97
		KRM12-08-03-10	10		139							86				112

Spatter Cover 3: KRMC (Applicable: FR soft nylon)

Applicable tubing O.D. (mm)	N	Model	L	A	Weight (g)
6	6	KRMC-06-6	40.5	7	2.5
	10	KRMC-06-10	66.5	7	4
8	6	KRMC-08-6	48	8	3
	10	KRMC-08-10	79	8	4.5



Refer to page 230 for spatter cover 1 and 2.