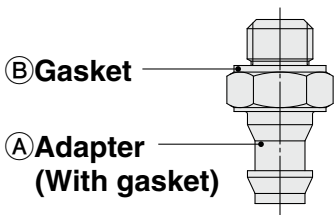
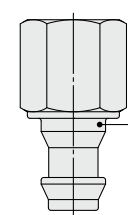


# Oval Pad *ZP Series* Mounting Bracket Assembly

## Adapter Assembly: Vacuum Inlet Direction **Vertical** T Type/ZP□T

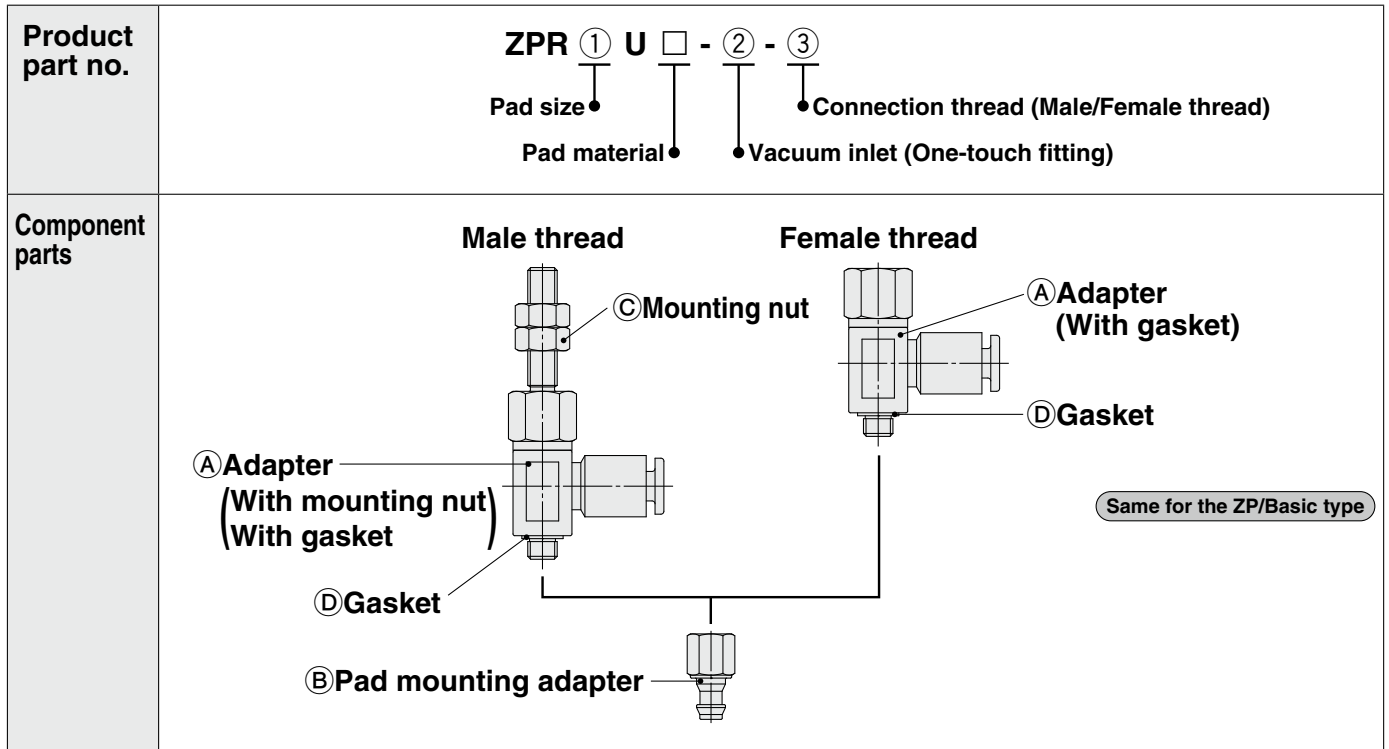
Product part no.	<p style="text-align: center;">ZP □ T ① U □ - ②</p> <p style="text-align: center;">Adapter material (Brass/Stainless steel) • Vacuum inlet (Male/Female thread)</p> <p style="text-align: center;">Pad size • Pad material</p> <p style="text-align: center;">Pad form •</p>	
Component parts	<p><b>Male thread</b></p>  <p>Ⓑ Gasket</p> <p>Ⓐ Adapter (With gasket)</p>	<p><b>Female thread</b></p>  <p>Ⓐ Adapter</p>

Same for the ZP/Basic type

		Symbol	① Pad size symbol		
			2004	3507	4010
Ⓐ Adapter	② Vacuum inlet	Male thread	M5 x 0.8	<b>A5</b>	ZP□T1-A5
			M6 x 1	<b>A6</b>	ZP□T1-A6
	Female thread	M4 x 0.7	<b>B4</b>	ZP□T1-B4	
		M5 x 0.8	<b>B5</b>	ZP□T1-B5	
Ⓑ Gasket (Single unit)	Adapter material	Brass	For M5 x 0.8	10 pcs.*1	ZP-5G2
				100 pcs.*1	M-5G2
	For M6 x 1		10 pcs.*1	ZP-6G2	
			100 pcs.*1	M-6G	
	Stainless steel	For M5 x 0.8	10 pcs.*1	M-5G3	
			For M6 x 1	1 pc.*1	M-6G-X34

\*1 The gasket (single unit) sales unit is shown.

**Adapter Assembly: With One-touch Fitting, Vacuum Inlet Direction** Lateral R Type/ZPR

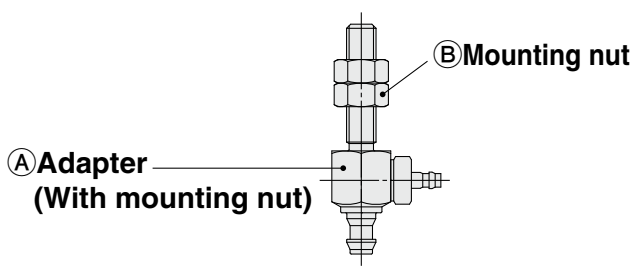
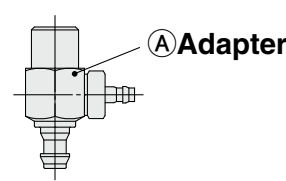


		Symbol	① Pad size symbol							
			2004	3507	4010					
<b>① Adapter</b>	<b>② Vacuum inlet</b>	One-touch fitting	ø4	<b>04</b>	<b>③ Connection thread</b>	Male thread	M5 x 0.8	<b>A5</b>	ZPRS-04-A5	
						Female thread	M6 x 1	<b>A6</b>	ZPRS-04-A6	
	<b>② Vacuum inlet</b>	One-touch fitting	ø6	<b>06</b>	<b>③ Connection thread</b>	Male thread	M4 x 0.7	<b>B4</b>	ZPRS-04-B4	
						Female thread	M5 x 0.8	<b>B5</b>	ZPRS-04-B5	
						Male thread	M5 x 0.8	<b>A5</b>	ZPRS-06-A5	
						Female thread	M6 x 1	<b>A6</b>	ZPRS-06-A6	
						Male thread	M4 x 0.7	<b>B4</b>	ZPRS-06-B4	
						Female thread	M5 x 0.8	<b>B5</b>	ZPRS-06-B5	
						<b>② Pad mounting adapter</b>				ZPT1-B5
						<b>③ Mounting nut (Single unit)</b>			M5 x 0.8	NTJ-015A
			M6 x 1	SNJ-006C						
<b>④ Gasket (Single unit)</b>			10 pcs.*1	ZP-5G2						
			100 pcs.*1	M-5G2						

\*1 The gasket (single unit) sales unit is shown.

Oval Pad  
Mounting Bracket Assembly **ZP Series**

**Adapter Assembly: With Barb Fitting, Vacuum Inlet Direction** Lateral Y Type/ZPY

<b>Product part no.</b>	<p><b>ZPY</b> ① <b>U</b> □ - ② - ③</p> <p>Pad size ●                      Pad material ●                      Vacuum inlet (Barb fitting) ●                      Connection thread (Male/Female thread) ●</p>
<b>Component parts</b>	<div style="display: flex; justify-content: space-around;"> <div style="text-align: center;"> <p><b>Male thread</b></p>  <p>① Adapter (With mounting nut)</p> </div> <div style="text-align: center;"> <p><b>Female thread</b></p>  <p>① Adapter</p> </div> </div> <p style="text-align: right; border: 1px solid black; border-radius: 10px; padding: 2px; display: inline-block;">Same for the ZP/Basic type</p>

		Symbol			Symbol	① Pad size symbol				
						2004	3507	4010		
① Adapter	② Vacuum inlet Barb fitting	For ø4 nylon tubing	<b>N4</b>	Male thread	M5 x 0.8	<b>A5</b>	<b>ZPY1-N4-A5</b>			
				Female thread	M6 x 1	<b>A6</b>	<b>ZPY1-N4-A6</b>			
			For ø6 nylon tubing	<b>N6</b>	Male thread	M4 x 0.7	<b>B4</b>	<b>ZPY1-N4-B4</b>		
					Female thread	M5 x 0.8	<b>B5</b>	<b>ZPY1-N4-B5</b>		
		For ø4 soft tubing	<b>U4</b>	Male thread	M5 x 0.8	<b>A5</b>	<b>ZPY1-N6-A5</b>			
				Female thread	M6 x 1	<b>A6</b>	<b>ZPY1-N6-A6</b>			
			For ø6 soft tubing	<b>U6</b>	Male thread	M4 x 0.7	<b>B4</b>	<b>ZPY1-N6-B4</b>		
					Female thread	M5 x 0.8	<b>B5</b>	<b>ZPY1-N6-B5</b>		
		③ Connection thread		Male thread	Male thread	M5 x 0.8	<b>A5</b>	<b>ZPY1-U4-A5</b>		
					Female thread	M6 x 1	<b>A6</b>	<b>ZPY1-U4-A6</b>		
				Female thread	Male thread	M4 x 0.7	<b>B4</b>	<b>ZPY1-U4-B4</b>		
					Female thread	M5 x 0.8	<b>B5</b>	<b>ZPY1-U4-B5</b>		
				Male thread	Male thread	M5 x 0.8	<b>A5</b>	<b>ZPY1-U6-A5</b>		
					Female thread	M6 x 1	<b>A6</b>	<b>ZPY1-U6-A6</b>		
				Female thread	Male thread	M4 x 0.7	<b>B4</b>	<b>ZPY1-U6-B4</b>		
					Female thread	M5 x 0.8	<b>B5</b>	<b>ZPY1-U6-B5</b>		
② Mounting nut (Single unit)				M5 x 0.8		<b>NTJ-015A</b>				
				M6 x 1		<b>SNJ-006C</b>				

**Buffer Assembly: Vacuum Inlet Direction **Vertical** T Type/ZPT**

<b>Product part no.</b>	<p>ZPT ① U □ (J/K/JN/KN) ② - ③ - A8</p> <p>Pad size ● Pad material ● ● Vacuum inlet (Female thread/One-touch fitting/Barb fitting) ● Buffer stroke ● Buffer Specifications J : Rotating JN: Rotating (Without buffer plate) K : Non-rotating KN: Non-rotating (Without buffer plate)</p>	
<b>Component parts</b>		

		Symbol	① Pad size symbol		
			2004	3507	4010
② Buffer stroke	Stroke	6	●	●	●
		10	●	●	●
		15	●	●	●
		25	●	●	●
③ Buffer	③ Vacuum inlet	Female thread	M3 x 0.5	B3	ZPB1(J/K/JN/KN)②-B3
			M5 x 0.8	B5	ZPB1(J/K/JN/KN)②-B5
	One-touch fitting	ø4	04	ZPB1(J/K/JN/KN)②-04	
		ø6	06	ZPB1(J/K/JN/KN)②-06	
	Barb fitting	For ø4 nylon tubing	N4	ZPB1(J/K/JN/KN)②-N4	
		For ø4 soft tubing	U4	ZPB1(J/K/JN/KN)②-U4	
③ Buffer plate (Single unit)				ZPB1	
③ Mounting nut (Single unit)		M8 x 1		RB08J	

**[Buffer assembly part number example]**

Product part no. ZPT2004UN J 10 - B5 - A8

Buffer assembly ZPB1 J 10 - B5

② Buffer stroke

# Oval Pad Mounting Bracket Assembly **ZP Series**

## ■ Buffer Assembly: With One-touch Fitting, Vacuum Inlet Direction Lateral R Type/ZPR

<b>Product part no.</b>	<p style="text-align: center;"><b>ZPR</b> ① <span style="border: 1px solid black; padding: 2px;">U</span> <span style="border: 1px solid black; padding: 2px;">□</span> (<b>J/K/JN/KN</b>) ② - ③ - <b>A8</b></p> <p> <span style="margin-right: 100px;">● Pad size</span> <span style="margin-right: 100px;">● Pad material</span> <span style="margin-right: 100px;">● Buffer Specifications</span> <span>● Vacuum inlet (One-touch fitting)</span>  <span>● Buffer stroke</span> </p> <p> <b>J</b> : Rotating  <b>JN</b>: Rotating (Without buffer plate)  <b>K</b> : Non-rotating  <b>KN</b>: Non-rotating (Without buffer plate)         </p>
<b>Component parts</b>	

		Symbol	① Pad size symbol		
			2004	3507	4010
<b>② Buffer stroke</b>	Stroke	6	●	●	●
		10	●	●	●
		15	●	●	●
		25	●	●	●
<b>④ Buffer</b>			ZPB1(J/K/JN/KN)②		
<b>③ Buffer connection adapter</b>	<b>③ Vacuum inlet</b> One-touch fitting	ø4	04	ZPRS04-B5	
		ø6	06	ZPRS06-B5	
<b>⑤ Pad mounting adapter</b>			ZPT1-B5		
<b>⑥ Buffer plate (Single unit)</b>			ZPB1		
<b>⑦ Mounting nut (Single unit)</b>		M8 x 1	RB08J		
<b>⑧ Gasket (Single unit)</b>		10 pcs.*1	ZP-5G2		
		100 pcs.*1	M-5G2		

\*1 The gasket (single unit) sales unit is shown.

### [Buffer assembly part number example]

Product part no. **ZPR3507UN** K 15 - 04 - A8

Buffer assembly **ZPB1** K 15

② Buffer stroke

**Buffer Assembly: With Barb Fitting, Vacuum Inlet Direction** Lateral Y Type/ZPY

<b>Product part no.</b>	<p>ZPY ① U □ (J/K/JN/KN) ② - ③ - A8</p> <p>Pad size •      Pad material •      Buffer Specifications</p> <p style="margin-left: 100px;">• Vacuum inlet (Barb fitting)      • Buffer stroke</p> <p style="margin-left: 100px;"> <b>J : Rotating</b>      <b>K : Non-rotating</b>  <b>JN: Rotating</b>      <b>KN: Non-rotating</b>          (Without buffer plate)      (Without buffer plate)       </p>
<b>Component parts</b>	<p>① Buffer (With buffer plate / With mounting nut)</p> <p>② Mounting nut</p> <p>③ Buffer plate</p> <p>④ Pad mounting adapter</p> <p style="border: 1px solid black; border-radius: 10px; padding: 2px; display: inline-block;">Same for the ZP/Basic type</p>

		Symbol	① Pad size symbol		
			2004	3507	4010
<b>② Buffer stroke</b>	Stroke	6	●	●	●
		10	●	●	●
		15	●	●	●
		25	●	●	●
<b>④ Buffer</b>		ZPB1(J/K/JN/KN)②			
<b>④ Pad mounting adapter</b> <b>③ Vacuum inlet</b> Barb fitting	For ø4 nylon tubing	N4	ZPY1-N4-B5		
	For ø6 nylon tubing	N6	ZPY1-N6-B5		
	For ø4 soft tubing	U4	ZPY1-U4-B5		
	For ø6 soft tubing	U6	ZPY1-U6-B5		
<b>③ Buffer plate (Single unit)</b>			ZPB1		
<b>④ Mounting nut (Single unit)</b>		M8 x 1	RB08J		

**[Buffer assembly part number example]**

Product part no. ZPY4010UF K 10 - 06 - A8

Buffer assembly ZPB1 K 10

② Buffer stroke