

Soft Polyurethane Flat Tubing

Multi-core, Multi-color Specification

TUS Series

RoHS

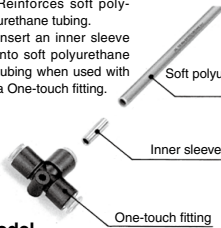
Compact piping possible
8 color variations

TUS related accessories

Inner sleeve

TJ Series

Reinforces soft polyurethane tubing.
Insert an inner sleeve into soft polyurethane tubing when used with a One-touch fitting.



Model

Model	Applicable tubing model	Length
TJ-0425	TUS0425	18
TJ-0604	TUS0604	19
TJ-0805	TUS0805	20.5
TJ-1065	TUS1065	23
TJ-1208	TUS1208	24

Specifications

Material	C2700T (Electroless nickel plated)
Wall thickness	0.2 mm

⚠ Precautions

Be sure to read this before handling the products.
Refer to back page 50 for Safety Instructions and pages 13 to 17 for Fittings and Tubing Precautions.

⚠ Caution

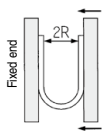
- Abnormal temperature rise caused by adiabatic compression may result in the tube bursting.
- The value of the minimum bending radius is measured at the temperature of 20°C as shown in the figure on the upper right.
- Use inner sleeve, taking the removing force into consideration when used with One-touch fittings.
- As a result of product design characteristics, there are cases of very slight leakage.

Specifications

Model	TUS0425	TUS0604	TUS0805	TUS1065	TUS1208	
Tubing O.D. (mm)	4	6	8	10	12	
Tubing I.D. (mm)	2.5	4	5	6.5	8	
Black (B)	●	●	●	●	●	
White (W)	●	●	●	●	●	
Red (R)	●	●	●	●	●	
Blue (BU)	●	●	●	●	●	
Yellow (Y)	●	●	●	●	●	
Green (G)	●	●	●	●	●	
Translucent (N)	●	●	●	●	●	
Yellow brown (YB)	●	●	●	●	●	
Number of cores	2 cores	X169 (Roll)				
	3 cores	X170 (Roll)				
	4 cores	X171 (Roll)				
	5 cores	X172 (Roll)				
Fluid	Air					
Max. operating pressure MPa	20°C	0.6				
	40°C	0.6				
	60°C	0.4				
Applicable fittings	One-touch fitting ^{Note 2)} , Insert fitting, Miniature fitting (Hose nipple type)					
Min. bending radius ^{Note 1)} (mm)	8	15	15	22	29	
Operating temperature	-20 to +60°C					
Material	Polyurethane					
Tube drawing strength (N) (Using One-touch fitting)	Without inner sleeve	15	60	60	85	110
	With inner sleeve	80	230	250	300	480

Note 1) Min. bending radius is measured as shown in the figure below.

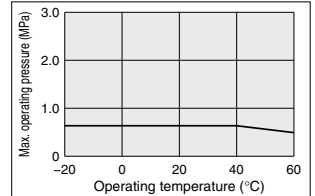
How to measure the minimum bending radius



Bend the tube into a U shape at a temperature of 20°C. Fix one end and bend the loop gradually. Measure 2R when the tube breaks or is crushed.

Note 2) Always use inner sleeve (TJ series) in safety circuit or critical area.

Max. Operating Pressure



How to Order

Please contact SMC for delivery.

TUS 0425 - 12345 A - X172

• Tubing model

• Tubing size

Symbol	O.D. x I.D.
0425	ø4 x ø2.5
0604	ø6 x ø4
0805	ø8 x ø5
1065	ø10 x ø6.5
1208	ø12 x ø8

• Multi-core, multi-color specification

Symbol	Number of cores
X169	2 cores
X170	3 cores
X171	4 cores
X172	5 cores

• Color¹⁾

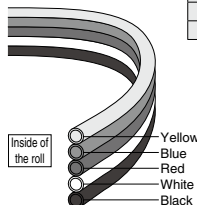
Symbol	Color	Symbol	Color
1	Black	5	Yellow
2	White	6	Green
3	Red	7	Translucent ²⁾
4	Blue	8	Yellow brown

¹⁾ Colors of the example (12345)

²⁾ Not clear, but translucent due to material.

• Tube length per roll [m]

Symbol	Length
A	1
B	2
C	3
D	4
E	5
F	10
G	20



KQ2
KQB2
KS
KX
KM
KF
M
H/DL
L/L
KC
KK
KK130
DM
KDM
KB
KR
KA
KQG2
KG
KFG2
MS
KKA
KP
LQ
MQR
T
IDK